Dr.Wong

「金與火」冷香儀

Aroma Nebulizer - Gold & Fire

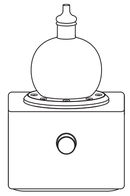

在正式使用產品前，我們建議您先完整閱讀本手冊，以更好使用產品。並請保管好本手冊，以便後續查詢。



產品描述

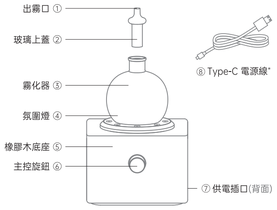

* USB電源適配器需自備。

使用方法



01
取出玻璃上蓋



02
根據個人喜好，滴入20滴精油*

*推薦使用「Dr.Wong®」品牌精油。



03
蓋回玻璃上蓋



04
旋轉及按下主控旋鈕，選擇需要的工作模式

按鍵說明

• 旋轉開機/關機

順時針旋轉
"滴"聲後開機[1]，繼續旋轉增大霧量，第二聲"滴"聲後代表霧量達到最大
逆時針旋轉
減小霧量，"滴"聲後關機

• 燈光模式

第一次按 - 全亮
第二次按 - 半亮
第三次按 - 呼吸[2]
第四次按 - 關閉

[1] 擴香以出霧1分鐘停2分鐘的形式循環，2小時後自動關機。

[2] 進入呼吸燈模式，氛圍燈將緩慢呈亮與變暗。

電量指示燈

❶ 電量警告

電量過低：藍色指示燈閃爍（閃爍1s 間隔）

❷ 充電提示

充電中：藍色呼吸燈亮（閃爍5s 間隔）

充電完成：藍色指示燈常亮



清潔維護

❶ 日常清潔

垂直用力拔出霧化器，倒入10-20滴高濃度酒精，按住上蓋輕微晃動數圈，然後將霧化器插入底座並開啟機器，讓酒精噴10分鐘，最後倒出酒精，自然晾幹。建議每周清潔霧化器一次。



❷ 完整清潔

拔出霧化器後置於其他容器中，加入60-80℃熱水及適量餐具清潔劑浸泡1小時，隨後沖洗晾幹。建議每月清潔霧化器一次。

常見問題

為什麼冷香儀不出霧？

機器以運行 1 分鐘然後停 2 分鐘的方式循環出霧，2 小時後自動關機；若使用一段時間後不出霧，可能是精油已耗盡，需添加精油；若是霧化器內的細管有汙垢或精油氧化結晶，可用酒精 / 餐具清潔劑浸泡後，用清水沖洗幹淨，如仍不成功，可能是霧化器件出現故障，請聯系銷售方維修處理。

⚠ 注意事項

- 在滴精油時，請注意勿將精油留在木底座表面，以避免損害木器表面。
- 冷香儀只能使用天然植物精油，使用其他液體可能會產生毒性或發生火災。不可使用香水 / 香精 / 人工合成香料，絕不可加入帶有基礎油的復方油等，以免對機器造成損壞，並且避免使用粘性太大的精油（如岩蘭草、印度檀香及沉香等），以免影響出霧效果並黏住出霧口。
- 請定期清洗，以免精油殘留及灰塵堵住霧化器內細管。
- 請勿添加過量精油（液面不超過玻璃管湿瓶頸處）。



- 機器工作時，請勿將口鼻眼靠近或對著出霧口。
- 擴香效果會因為精油香氣揮發度、添加量、黏稠度存在區別。
- 因玻璃上蓋不與機身固定，移動機器時，請用手托住機器底部。
- 本機發生故障時，切勿自行拆機修理，請聯系銷售方進行維修。
- 請將機器放置於兒童及寵物不能接觸到的地方。
- 溫馨提示：機器的电池寿命会随着时间的推移逐渐减少。经过约 300 次充电循环后，电池寿命将与新设备相比减少至 80%，这是电池的正常损耗，敬请理解。

保修條款

如購買後產品出現使用故障（非人為因素），本公司提供如下售後保障服務(日期均以購買之日起計算)：

❶ **免費換新：**購買7天內，提供免費換新；

❷ **免費維修：**購買6个月內，提供免費維修。

產品信息

產品型號	金與火
性能特點	二流體霧化
輸入電壓	5V⎓2A
產品尺寸	97*110*150mm
電池容量	2600mAh
淨　重	約400g
充電/續航時間	充電：3h　　續航：20-24h(實際差別後)
材　質	底座：橡膠木　　霧化器：玻璃　　金屬：鋁合金
執行標準編號	GB/T 4706.1-2024；GB/T 4706.81-2024
製 造 商	寧波摩斯電子科技有限公司
製造商地址	寧波市江北區林沃路168號2號樓
責任承銷商	香港荒野香氣有限公司
責任承銷商地址	香港中環德輔道中107-111號余振本行15樓1505室
服務電話	+852-6064 8573

© 本產品已申請中國專利 中國外觀設計專利號: ZL 2023 5 0806799.5

*本說明書將根據產品實際情況改進定期更新，同期發售版本有可能不同，請以最新版本為準。

生命應該浪費在美好的事物上

May the force of plant be with you

ESTP 2013

Please read this manual before you use



Parts list

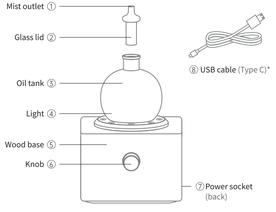

* Power adopter is not included.

How to use



01
Lift glass lid



02
Add 10-20 drops of essential oil*

*Recommend Dr. Wong® essential oil



03
Put lid back

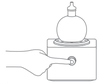

04
Press & rotate the knob to select work mode

Control description

• Rotate: ON / OFF

Rotate clockwise
On with a "Beep" sound heard [1] , keep rotating to increase mist level till maximum (2nd "Beep" sound heard).
Rotate counterclockwise
Reduce mist level till off (a "Beep" sound heard).

• Light Set

1st click - On
2nd click - Weaker
3rd click - Breathing[2]
4th click - Off

[1] Misting mode: looping with 1 min ON & 2 mins OFF, then stop in 2 hours.

[2] Breathing mode: light slowly brightens and dims.

Power indicator

❶ **Low battery**：flashes every 1 second

❷ **Charging**：flashes every 5 seconds

❸ **Charging completed**：lamp on



Maintenance

❶ Simple cleaning

Grab & pull oil tank out vertically, pour in 10-20 drops of high-concentration alcohol inside, hold lid and shake it for a while, then put back to the base and turn on, keep misting for 10 minutes, finally clean alcohol and dry the tank. Please do simple cleaning once a week.



❷ Complete cleaning

Grab & pull oil tank out vertically and place it in a basin. Add 60-80 °C hot water and some dishwashing detergent, completely soaked for 1 hour, then rinse and dry the tank. Please do complete cleaning once a month.

Q&A

Q: Why doesn't the device mist?

A: Please be reminded that this device's misting function is looping mode of min ON and 2 mins OFF, then stop automatically in 2 hours.

Otherwise, please check if it need to be refilled with oil if the device has been working for hours or days; otherwise, please check if the glass tube has dirt or oxidized crystals on it, soak it in alcohol or dishwashing detergent and rinsed with clean water. If above resolutions don't work, the device may malfunction, please contact us.

⚠ Notice

- Avoid leaving oils on the surface of wood base while adding oils to the device.
- Only pure essential oils of botanical origins are recommended , other liquids may be toxic or cause fire. Please avoid putting fragrance, fragrance oil, and perfume into this device, never use carrier oils or essential oils mixed with carrier oils or other ingredients because this action will destroy the device. Avoid using essential oils with too high viscosity (such as vetiver, Indian sandalwood and agarwood, etc.) to avoid affecting the misting and sticking to the mist outlet.
- Please clean it regularly to prevent essential oil residue and dust from blocking the glass tube of the device.
- Don't add too much essential oil (liquid does not exceed top of the glass tube of tank).
- Keep your mouth, nose and eyes away from the mist outlet while the device is working.
- The mist of the device will vary due to the volatility, amount & viscosity of oil used.
- Please hold base of the device while moving due to the glass tank is not fixed with the base.
- In case of malfunction, don't disassemble or repair the device by yourself, please contact us.
- Please keep the device out of children and pets' reach.
- Note: battery function gradually decrease over time of use, normally it will decrease to 80% after 300 times of charge. Please understand this is acceptable technically and it doesn't mean malfunction of the device or battery.

Warranty

If the product fails to work properly (not due to false action of user) **, the following warranty will be provided** (dated from the day of purchase):

❶ Free replacement: Free replacement within 7 days.

❷ Free maintenance: Free maintenance within 6 months.

Specifications

Model	Gold & Fire
Atomization Mode	Dual Fluid Atomisation
Power Input	5V⎓2A
Product Size	97*110*150mm
Battery Capacity	2600mAh
Net Weight	Approx. 400g
Charging/Operation Time	Charging: 3h　Battery life: 20-24h (lab data)
Material	Base: wood　Atomizer: glass　Metal: aluminum alloy
Execution Standard Number	GB/T 4706.1-2024；GB/T 4706.81-2024
Manufacturer	Ningbo Mozzin Electronic Technology Co., Ltd
Address of Manufacturer	Building 2, No. 168, Linmu Road, Jiangbei District, Ningbo
Authorized Dealer	Wilderness Aromatics (Hong Kong) Co., Limited
Address of Authorized Dealer	Room 1505,15/F., Yu Sung Boon Building 107-111 Des Voeux Road Central, Central, Hong Kong
Service phone	+852-6064 8573

© This product has applied for a Chinese patent. Chinese design patent number: ZL 2023 5 0806799.3

*This manual may be updated. Please refer to the latest version.

社交媒體 Social media

www.drwonglab.com

中國港澳台及國際訪客

For visiters of China Hong kong, Macau, & Taiwan and international visiters

WhatsApp　Facebook

中國大陸訪客

For visiters of mainland China

微信公眾號 Wechat　小紅書 Red　天貓店 Tmall　天貓會員店 Tmall　野山空行線會員 Tmall

線下店鋪 Boutique shops

華南 South China

深圳 Shenzhen
- 華僑城創意園區：南山區華僑城創意園北區A5-152 A5-132, OCT-LOFT North, Nanshan, Shenzhen
- 萬象前海店：南山區萬象前海L305A L305A, Qianhai Mixc, Nanshan, Shenzhen
- 南海意庫店：南山區南海意庫3樓114號 114, Block3, NH ECOOL, SheKou, NanShan District, Shenzhen

香港 Hong Kong
- 銅鑼灣誠品店：港島銅鑼灣希慎廣場L802 L802, Hysan Place, Causeway Bay, Hong Kong

華東 East China

上海 Shanghai
- 華潤時代廣場店：浦東新區華潤時代廣場L106 L106, Times Square, Pudong, Shanghai

蘇州 Suzhou
- 蘇州誠品店：蘇州工業園區誠品生活L245 L245, The estlite spectrum, SuzhouIndustrial Park, Suzhou

寧波 Ningbo
- 寓象城店：江北區寓象城L236 L236, Mixc, JiangbeiDistrict, Ningbo

華北 North China

北京 Beijing
- 嘉里中心店：朝陽區北京嘉里中心L104 L104, Kerry Centre, Chaoyang, Beijing

* 版本更新截止2026年10月 Updated in October 2026

深圳市下一站生活用品有限公司 出品

Shenzhen Next Station Personal Care Product Co., Ltd